

Sentina

Smart Rechargeable LED Light

LED-92M

User's Manual

Sentina is on when the power is out!

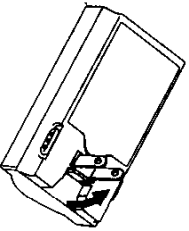
Congratulations! You now own one of the most advanced LED lights available!

Your Sentina is 4-way light;

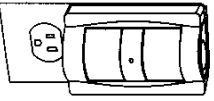
1. Power Failure Light
2. Motion Detector Light
3. Photoelectric Night Light
4. Emergency Flashlight

Getting Started

1. Flip up the AC plug



2. Plug the unit into a power socket and let it charge for 12 hours.



That's it!
Your Sentina is now ready to perform.

Using Sentina as a Power Failure/Motion Detector Light

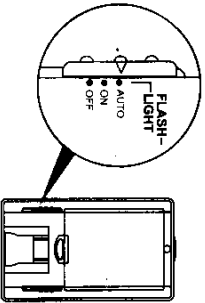
Never Leaves You In The Dark!

Sentina turns itself on when power failure occurs. No need to look for matches to light the candles.

No Need To Look For Light Switch!

When the unit is plugged in, it will detect motion within about 12 feet and activate the top flash light for safety. It triggers to switch the light on by phasing in the spot light and stays lit for 1 minute.

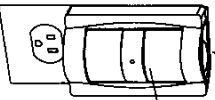
1. Set "FLASHLIGHT" Switch to "AUTO"



Note: If the batteries are charged, the flashlight turns on, as soon the switch is set to "AUTO"

2. Plug Sentina into AC Outlet

Flashlight



Motion Sensor

Sentina starts detecting motion at dusk.

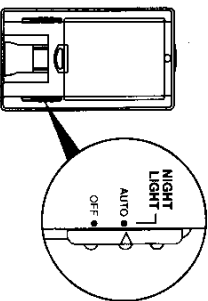
Sentina is perfect for dark halls, stairwells, or to guard against prowlers.

Using Sentina as a Photo-electric Night Light

Energy Saver - Automatic Night Light

When the switch is set on "AUTO", the unit functions as dusk to dawn night light. Set to "OFF", the unit's night light function is disabled.

1. Set "NIGHT LIGHT" Switch to "AUTO"



2. Plug Sentina into AC Outlet

Sentina turns on night light at dusk and turns it off at dawn.

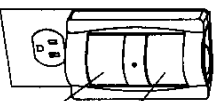
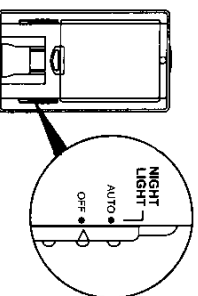


Photo Sensor

Night Light

To keep Night Light OFF, set "NIGHT LIGHT" Switch to "OFF"

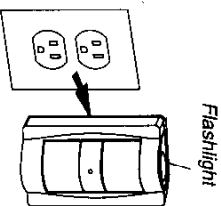


Using Sentina as an Emergency Flashlight

No Batteries/Bulb Replacement Needed, It's A Rechargeable LED Flashlight!

Sentina is also an emergency flashlight that just won't quit.

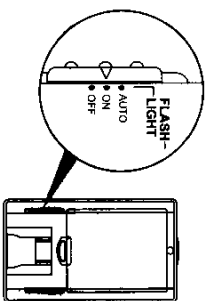
1. Just unplug it from the socket (Make sure that Flashlight Switch is at "Auto")



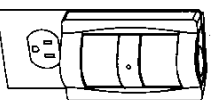
Flashlight

2. Take it Anywhere, It will last over 8 hours!

For continuous use, set the "FLASHLIGHT" switch to "ON"



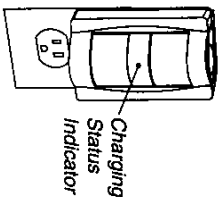
3. Plug Sentina back into AC Outlet After use to charge



Turn the "FLASHLIGHT" switch to "AUTO" and keep Sentina plugged so Sentina is always ready!

Recharging Sentina

Always keep Sentina on AC Outlet



Battery Status:
RED = Low
YELLOW = Charging
GREEN = Full

Charging Status Indicator

Specifications

Power Source: AC120V 60Hz 6W

Motion Sensor Range - 12 feet, 100 degree radius

Photo Electric Sensor - Activated in 5 Lux or under

Batteries: AAA NiMH 1.2V 600mAh x 3

Charging Time: 12 Hours

Lights:


Flash Light - 3 Super Bright White LEDs

Night Light - 1 White LED

Sentina can help you in many everyday life situations...


Never Leaves You In The Dark!

When the power goes out, Sentina is the first to know, and automatically turns on. No more stumbling about trying to find flashlights or matches and candles!



No Outlet? No Problem!

Set the FLASHLIGHT switch to OFF and set NIGHT LIGHT switch to AUTO. Sentina works as a Night Light for over night even where there is no power outlet. Use it to guard against prowlers, or to guide those night wanderers.



Child Proof


Sentina is a great night light for kids. Sentina lights up as they enter the room. No need to reach for the light switch. Since Sentina does not have a hot bulb, the LED light always stays cool. There is no chance for kids



to get burn.
Sentina a safer choice for kids!

Guide Your Steps!

Sentina can also be used as a fashionable floor light by plugging it downward into the socket. As you walk in, Sentina guides your way in a smooth way.



3081087

Tell A Friend About Sentina!